

ISUZU D-MAX



ISUZU

ISUZU MOTORS INTERNATIONAL OPERATIONS (THAILAND) CO., LTD. reserves the right to change specifications and equipment without notice. Details of specifications and equipment mentioned or shown in this brochure are also subject to change to meet local conditions and government requirements. Features and specifications may vary in appearance and/or availability according to region. Accessories and equipment shown in this brochure have been used for illustrative purposes only. Some features may not be standard and are available at extra cost.

Please inquire at your local ISUZU distributor or dealer for more complete details on available models and their specifications.

ISUZU D-MAX is more than just a pick-up truck – it's a bold statement of strength and reliability. Engineered for those who demand toughness, it's built to thrive in the most demanding environments.

D-MAX delivers unwavering performance. Every challenge it encounters bolsters its reputation as a vehicle that stands the test of time and earns the trust of professionals.

Over a century of trusted engineering excellence, ISUZU D-MAX is the result of relentless innovation and time-tested durability. Rooted in renowned craftsmanship, every detail reflects precision, quality, and purpose – a true embodiment of ISUZU's legacy of being tough, tested, and trusted.



**TOUGH
TESTED
TRUSTED**



ISUZU D-MAX continues to redefine rugged sophistication with its latest exterior upgrades; this refreshed look not only turns heads but also reflects the D-MAX's commitment to delivering a smarter driving experience.

Aerodynamics take centre stage. These enhancements are not just for show – they are engineered to reduce drag and improve airflow around the vehicle. The result is a smoother, more stable ride, especially at higher speeds, while also contributing to better fuel economy and reduced wind noise. ISUZU D-MAX showcases a refreshed, contemporary look with sharper front-end styling and a more dynamic rear profile. Bold accents and sleek lines give it a confident, high-tech presence that stands out from every angle.

Whether navigating city streets or tackling off-road terrain, ISUZU D-MAX is proof that smart design and rugged capability can go hand in hand. It is a pick-up truck that works as hard as it looks good.

UNDENIABLE PRESENCE

[A]



[B]



[C]



[A] New Design 18" Alloy Wheels: Stylishly designed with a hole in each spoke, creating a thinner and lighter appearance and a distinctive rotating effect that suggests a lively forward spin.

[B] New Design Radiator Grille: Bold and aggressive grille enhances D-MAX's rugged appeal.

[C] Air Curtain: Aerodynamic integration of wheels and lower body design creates optimal air flow to reduce drag, vibration, and noise.



ISUZU D-MAX offers two powerful drivetrain options to suit modern needs. The new 2.2L diesel engine delivers smooth acceleration, responsive torque, and a refined driving experience – ideal for both city and heavy-duty use. Paired with an advanced 8-speed automatic transmission, it ensures efficient gear shifts, better fuel economy, and meets the latest emissions standards.

For a more eco-friendly option, D-MAX EV combines rugged utility with advanced electric performance, making it a true workhorse for both urban and off-road environments. Built to handle demanding tasks, D-MAX EV delivers the same rugged performance and versatility as traditional pick-up with the benefits of electric power.

Both options reflect ISUZU's commitment to innovation, giving drivers the choice between advanced diesel power and innovative electric mobility—without compromising capability or reliability.

RELENTLESS POWER

NEW ISUZU 2.2L DIESEL ENGINE

MAX POWER

120 kW

MAX TORQUE

400 N.m

Low-speed torque up to 255 N.m @ 1,000 rpm

NEW 8-SPEED AUTOMATIC TRANSMISSION

Smooth gear change and responsive control for comfortable driving, better fuel economy, and confident handling

ISUZU D-MAX EV DUAL ELECTRIC MOTORS

MAX POWER

140 kW

MAX TORQUE

325 N.m

LITHIUM-ION NCMA BATTERY

With a capacity of 66.9 kWh and a voltage of 350 V, level one range can achieve up to 263 km (WLTP)



ISUZU D-MAX is built for long-lasting performance, with a sturdy frame, corrosion-resistant materials, and precision engineering that ensure durability in tough conditions. Whether on the job or off-road, this toughness makes ISUZU a trusted choice for both commercial and adventure use. D-MAX stands out as a cost-effective solution with lower maintenance costs, longer service life, and consistent performance. With proven strength and reliability, it offers smart engineering and rugged durability—ready for work or adventure, time and again.

BUILT TO LAST

[A]



[B]



[C]



[A] Pick-up Truck Capability: Payload up to 1,000 kg, towing up to 3,500 kg.

[B] Large Chassis: High torsional and longitudinal rigidity for improved handling, stability, and durability.

[C] Diamond-Like Carbon Coated Piston Pin: Enhances engine smoothness and maximizes power output.




ISUZU D-MAX is built to conquer the toughest landscapes with confidence and control. Its newly developed 8-speed automatic transmission delivers smoother gear shifts and optimised torque distribution, ensuring responsive performance across varying terrains. Whether climbing steep inclines or navigating uneven trails, this advanced transmission gives drivers the precision and flexibility needed for serious off-road driving.

When conditions get challenging, D-MAX's advanced 4x4 system steps in to deliver confidence and control. Rough Terrain Mode improves off-road control by adjusting brake force and directing power to the wheels with the most grip, helping maintain traction on slippery or uneven surfaces. The diff lock keeps both rear wheels turning together, helping maintain momentum. With rugged suspension and underbody protection, D-MAX handles water crossings and rocky paths with ease. It is a true off-road performer—engineered for adventure and built to endure.

MASTER OF ALL ROADS

[A]



[B]



[C]



[A] **4x4 Performance:** Approach, departure and ramp-over angles for even greater off-road capability. The vehicle can safely drive through water up to 600 mm for EV and 800 mm for diesel.

[B] **Under Body Protection:** Meets the challenge of the toughest terrain.

[C] **HSA and HDC:** Hill Start Assist and Hill Descent Control ensure maximum confidence in uneven terrain.



Step inside ISUZU D-MAX and experience a cabin designed for comfort, space, and sophistication. The generously sized interior offers ample room for both driver and passengers, making long journeys more enjoyable and daily drives more relaxing. Whether you're commuting or exploring, D-MAX's cabin is built to feel expansive and inviting.

Dual-zone automatic air conditioning ensures personalised climate control for both front occupants, maintaining optimal comfort regardless of external conditions. Combined with effective noise insulation and minimal cabin vibration, D-MAX delivers a smooth and quiet ride that enhances every journey.

At the heart of the driving experience is an ergonomically crafted, leather-appointed seat with eight-way electric adjustment and lumbar support for optimal comfort and support. Whether you are adjusting for long-distance driving or short city trips, the seat adapts to your needs. Combined with a tilt and telescopic steering wheel, D-MAX offers a tailored driving position that enhances control and reduces fatigue-making every journey as comfortable as it is capable.

ADVENTURE IN COMFORT

[A]



[B]



[C]



[A] Leather-Appointed Seat with Lumbar Support: Ergonomically designed, with anti-vibration elastic comfort foam and an eight-way adjustable driver's position.

[B] Dual-Zone Climate Control: Driver and front-seat passenger can set individual temperatures to suit their personal preferences.

[C] Rear Console with Air-Conditioning Vent: Comfort and convenience of USB port and direct airflow for back-seat passengers.



ISUZU D-MAX is equipped with a suite of entertainment features that elevate comfort and connectivity on every drive. Its 7-inch Multi-Information Display keeps drivers informed with real-time data in a clear, customisable format, while the Infotainment Display Audio system supports Apple CarPlay™ and Android Auto™, enabling seamless smartphone integration for music, calls, navigation, and more. Enhancing the audio experience, the vehicle boasts high-quality speakers strategically placed throughout the cabin, delivering immersive sound that makes every journey more enjoyable for both driver and passengers.

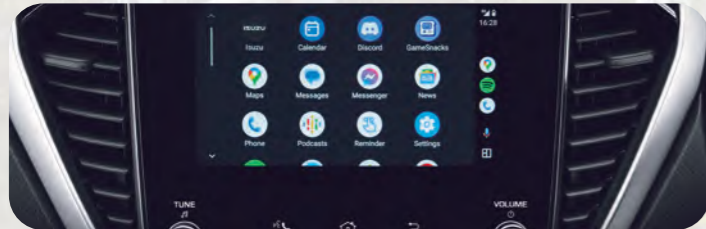
In addition to its advanced entertainment system, ISUZU D-MAX is equipped with smart safety features that offer peace of mind and everyday convenience. The Walk Away Lock function automatically locks the vehicle when the driver walks away with the key, adding a layer of security without the need to press a button. Meanwhile, the Follow Me Home feature keeps the headlights on for a short period after the engine is turned off, providing illumination as you walk away in low-light conditions.

CONTROL AND CONNECT


[A]



[B]



[C]



[A] Large 7" TFT Multi-Information Display: Shows various vehicle functions according to the driver's preference.

[B] Infotainment with Apple CarPlay™ and Android Auto™: Replicates the functions of your smartphone while driving, including voice recognition.

[C] Walk Away Lock: Provides convenience and security by automatically locking your D-Max when you walk away with the key.



Safety is at the heart of every journey in ISUZU D-MAX. Engineered with a strong commitment to protecting both driver and passengers, D-MAX combines robust design with advanced safety technologies to deliver peace of mind on every road. Whether you are navigating city traffic or exploring off-road trails, D-MAX is built to keep you secure, confident, and in control.

Beyond visibility, D-MAX integrates a wide range of active safety technologies that work seamlessly to prevent accidents before they happen. Surround view camera system offers a 360-degree perspective, enhancing awareness in tight spaces and complex terrain. The vehicle's reinforced body structure, larger brakes, and shock-absorbing seats further enhance protection during emergencies, and automatic door unlocking upon airbag deployment adds another layer of safety.

Considering the safety of pedestrians and other road users, ISUZU D-MAX is designed to minimise injury in the event of a collision, and with the addition of the surround view monitor, drivers are better equipped to spot people and objects that might otherwise be missed. Together, these features make D-MAX a smart, secure choice for drivers who value both adventure and peace of mind.

SAFETY UNCOMPROMISED

[A]



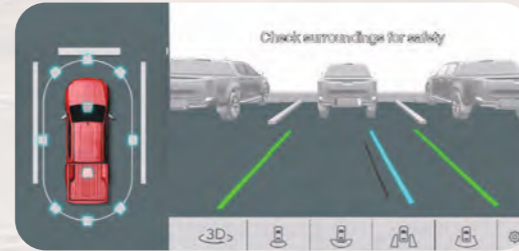
[B]



[C]



[D]



[A] **Airbags:** Expansive cushion shape for greater protection.

[B] **Reinforced Cabin:** Fabricated with high tensile steel for outstanding strength and rigidity to create a passenger safety cell.

[C] **Bigger Brakes:** Significantly reduced brake noise, significantly improved service life and brake feel.

[D] **Surround View Monitor:** processes images to display various views on the infotainment screen, increasing visibility and driver confidence.



ISUZU D-MAX places driver safety and confidence at the forefront with its Advanced Driver-Assistance Systems (ADAS). The Enhanced ADAS stereo camera works alongside sophisticated radar sensors to detect obstacles and accurately measure their distance. The system is designed to function both independently and in coordination, helping to prevent collisions, maintain lane discipline, and manage speed intelligently. Whether you are navigating busy city streets or cruising on the highway, ADAS ensures a smoother, safer, and more intuitive driving experience—making every journey in D-MAX feel effortless and secure.

ADVANCED DRIVER-ASSISTANCE SYSTEMS

[A]



[B]



[C]



[D]



[A] PRE-CRASH SAFETY

Forward Collision Warning (FCW) | Autonomous Emergency Braking (AEB) | Turn Assist (TA) | Mis-Acceleration Mitigation (MAM)

[B] SPEED ASSIST

Adaptive Cruise Control (ACC) | Intelligent Adaptive Cruise Control (IACC) | Traffic Sign Recognition (TSR) | Intelligent Speed Limiter (ISL)

[C] LANE SUPPORT

Lane Departure Warning (LDW) | Lane Departure Prevention (LDP) | Lane Keep Assist System (LKAS) | Emergency Lane Keeping (ELK) | Attention Assist System (AAS) | Driver Monitoring System (DMS)

[D] REAR & SIDE ASSIST

Blind Spot Monitoring (BSM) | Rear Cross Traffic Alert (RCTA) | Rear Cross Traffic Brake (RCTB)

